

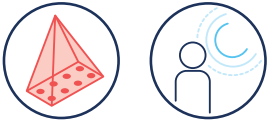


PROTECT

YOUR CAPITAL INVESTMENT

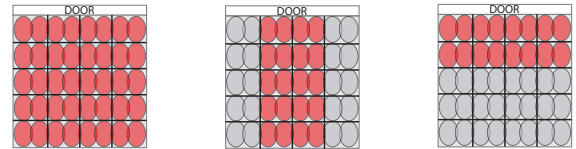


WITH BEA'S **IS40/IS40XL** INDUSTRIAL SENSORS



► PROVEN TECHNOLOGIES

Active infrared and microwave technologies work together to provide accurate presence and motion detection in front of the door.



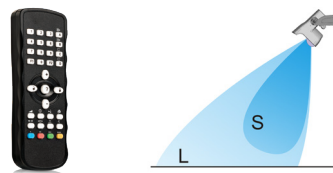
► SUPERIOR COVERAGE

The IS40 provides 40 points of detection which can be configured in multiple pattern sizes and multiple heights.

NEMA 4
RATED ENCLOSURE

► DURABILITY FOR TOUGH ENVIRONMENTS

The accurate directional motion detection helps to improve traffic flow and reduce door cycles while the infrared pattern provides protection for the door and surrounding area. This includes a weatherproof (NEMA 4) housing for use indoors and outdoors.

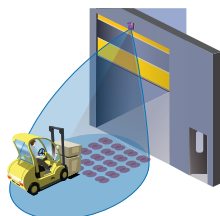


► MINIMAL INSTALLATION & MAINTENANCE

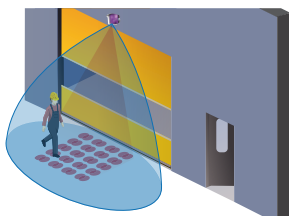
The IS40 replaces labor intensive inductive loops with an easy-to-mount overhead installation. All adjustments are made using BEA's standard remote control from the ground.

APPLICATIONS

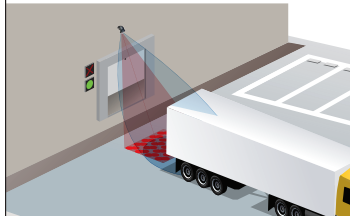
IS40: INDUSTRIAL MOUNTING HEIGHTS



IS40XL: LOWER MOUNTING HEIGHTS



40 IR SPOTS ACCURATELY TRIGGER SIGNALS



TECHNICAL SPECIFICATIONS

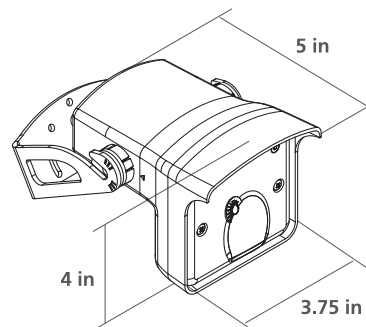
Technology	Microwave Doppler Radar	Active Infrared
Detection Mode	Motion	Presence
LED Signal	Green (Activation Relay)	Red (Presence Relay)
Transmitter Frequency / Wavelength	24.150 GHz	875 nm
Transmitter Power Density	< 5 mW / cm ²	< 250 mW / m ²
Max. Detection Field		
IS40	13' x 16 1/2'	10' x 10' **
IS40XL	13' x 6 1/2' *	7 1/2' x 7 1/2' ***
Output Hold Time	0.5 s – 9 s	0.5 s
Min. Detection Speed	2 in/s	0 in/s to activate detection
Tilt Angle	-8 – 22° (relative to sensor face)	15 – 45°
Mains Frequency	50 – 60 Hz	
Power Consumption	< 3.5 W	
Output	2 relays (free of potential change-over contact)	
Max. Contact Voltage	42 VAC / VDC	
Max. Contact Current	1 A (resistive)	
Max. Switching Power	30 W (DC) / 48 VA (AC)	
Installation Height		
IS40	8 – 16'	
IS40XL	6 1/2' – 11 1/2'	
Temperature Range	-22 – 140 °F	
Dimensions	3 3/4" (W) x 4" (H) x 5" (L)	
Materials	ABS and polycarbonate	
Cable Length	32'	
Degree of Protection	NEMA 4 / IP65	
Norm Conformance	R&TTE: 1999 / 5 / EC; EMC 2004 / 108 / EEC	

*Determines field size

**Measured at 30° / Field size 9 / Mounting Height: 16', XL: 11 1/2'

***Zone detected with the SPOTFINDER, ie slightly larger than the effective detection field

DIMENSIONAL DRAWINGS




RELATED PRODUCTS



10IS40
MOTION & PRESENCE
SENSOR



10IS40XL
EXTRA-LOW MOTION
& PRESENCE SENSOR




10INDBRACKET
INDUSTRIAL
MOUNTING BRACKET



10MINIBRACKET
SHORT ADJUSTABLE
MOUNTING BRACKET



10WBA
UNIVERSAL MOUNTING
ARM BRACKET



10WBA MOUNT
UNIVERSAL MOUNTING
BRACKET PLATE



10SPOTFINDER
INFRARED
SPOTFINDER



10REMOTE
BEA UNIVERSAL
REMOTE CONTROL

www.BEAinc.com

© 2017 BEA, Inc. All rights reserved.

IS40 / IS40XL

MOTION & PRESENCE SENSOR SERIES FOR INDUSTRIAL DOORS

