



4.75 INCH SQUARE PUSH PLATES

STAINLESS STEEL ACTUATORS



DESCRIPTION

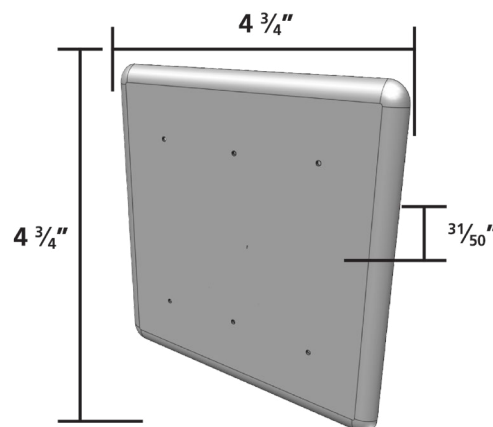
BEA's **4.75 INCH SQUARE PUSH PLATES** improve overall door access, enhance accessibility for those with limited mobility or disabilities and seamlessly integrate with an automatic door's activation.

These ADA-compliant push plates are available in a variety of popular design options, including alternative accessibility artwork. This product may be hard wired to the door operator or connected to BEA's line of wireless transmitters.

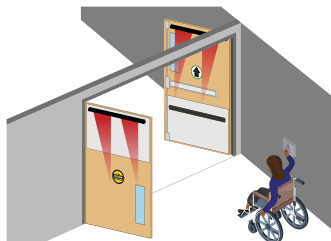
TECHNICAL SPECIFICATIONS

Faceplate Material	16 gauge, 304 2B Stainless Steel
Backplate Material	1/8" thick, Aluminum
Mounting Screws	Stainless Steel, 6-32 x 1" & 8-32 x 1" Allen Head Size: 3/64
Cherry Switch	Single-pole, 15 A, COM / NO / NC, UL Recognized
Compatible Wireless Frequencies	900, 433 or 300 MHz

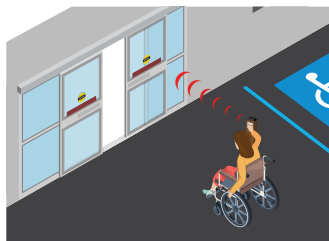
DIMENSIONS



APPLICATIONS



Low Energy Doors



Wireless Compatibility



Request-To-Exit

DISCLAIMER Information is supplied upon the condition that the persons receiving it will make their own determination as to its suitability for their purposes prior to use. In no event will BEA be responsible for damages of any nature whatsoever resulting from the use of or reliance upon information from this document or the products to which the information refers. BEA has the right without liability to change descriptions and specifications at any time.

WWW.BEASENSORS.COM



www.gateopenersafety.com | 1(800)-878-7829 | sales@gateopenersafety.com

A Halma company