



# 6 INCH ROUND & SQUARE PUSH PLATES

STAINLESS STEEL ACTUATORS



## DESCRIPTION

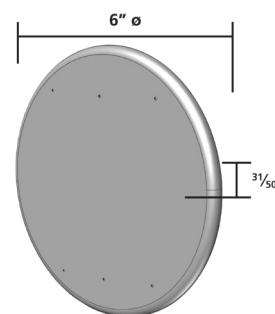
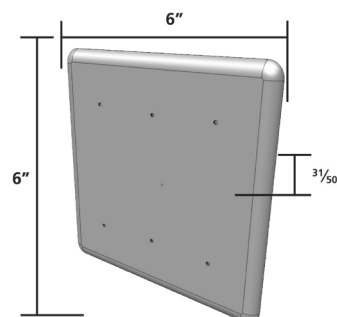
BEA's **6 INCH ROUND AND SQUARE PUSH PLATES** improve overall access, enhance accessibility for those with limited mobility or disabilities and seamlessly integrate with an automatic door's activation.

These ADA-compliant push plates are available in a variety of popular design options, including alternative accessibility artwork. This product may be hard wired to the door operator or connected to BEA's line of wireless transmitters.

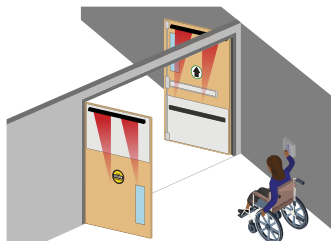
## TECHNICAL SPECIFICATIONS

<b>Faceplate Material</b>	16 gauge, 304 2B Stainless Steel
<b>Backplate Material</b>	1/8" thick, Aluminum
<b>Mounting Screws</b>	Stainless Steel, 6-32 x 1" & 8-32 x 1" Allen Head Size: 5/64
<b>Cherry Switch</b>	Single-pole, 1 A, COM / NO / NC, UL Recognized
<b>Compatible Wireless Frequencies</b>	900, 433 or 300 MHz

## DIMENSIONS



## APPLICATIONS



Low Energy Doors



Wireless Compatibility



Request-To-Exit

**DISCLAIMER** Information is supplied upon the condition that the persons receiving it will make their own determination as to its suitability for their purposes prior to use. In no event will BEA be responsible for damages of any nature whatsoever resulting from the use of or reliance upon information from this document or the products to which the information refers. BEA has the right without liability to change descriptions and specifications at any time.

[WWW.BEASENSORS.COM](http://WWW.BEASENSORS.COM)



[www.gateopenersafety.com](http://www.gateopenersafety.com) | 1(800)-878-7829 | [sales@gateopenersafety.com](mailto:sales@gateopenersafety.com)

A **Halma** company