



6 INCH ROUND & SQUARE PUSH PLATES

STAINLESS STEEL ACTUATORS

[LEARN MORE](#)



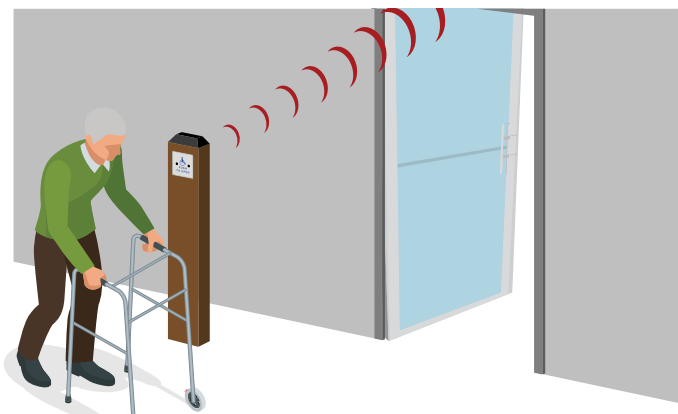
click or scan



DESCRIPTION

BEA's **6 INCH ROUND AND SQUARE PUSH PLATES** improve overall access, enhance accessibility for those with limited mobility or disabilities and seamlessly integrate with an automatic door's activation.

These ADA-compliant push plates are available in a variety of popular design options, including alternative accessibility artwork. This product may be hard wired to the door operator or connected to BEA's line of wireless transmitters.



Robust Design

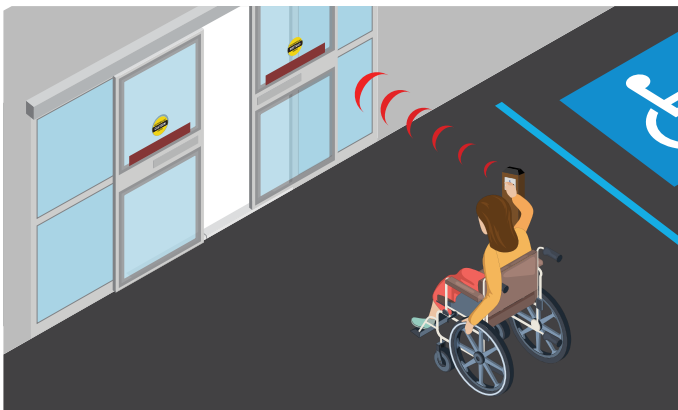
1/16 inch thick stainless steel for maximum durability

Vandal Resistant

Concealed fasteners to minimize vandalism

Available In Complete Kits

Complete kits available including plates, mounting boxes and optional wireless devices for ease of ordering



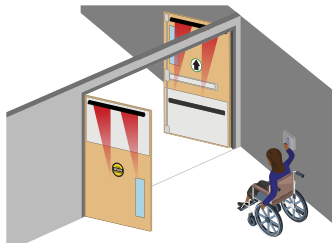
Enhances Accessibility

ADA-compliant push plates are available in a variety of popular faceplate graphic options

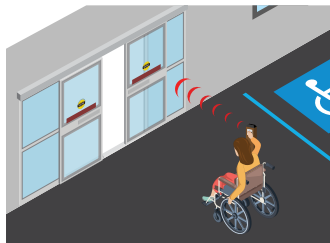
Highly Compatible And Customizable

Compatible with both surface and flush mount boxes; various text, graphic and logo options available

APPLICATIONS



Low Energy Doors



Wireless Compatibility



Request-To-Exit

TECHNICAL SPECIFICATIONS

Faceplate Material	16 gauge, 304 2B Stainless Steel
Backplate Material	1/8" thick, Aluminum
Mounting Screws	Stainless Steel, 6-32 x 1" & 8-32 x 1" Allen Head Size: 3/64
Cherry Switch	Single-pole, 1 A, COM / NO / NC, UL Recognized
Compatible Wireless Frequencies	900, 433 or 300 MHz

PRODUCT SERIES

<p>10PBR 6" round - "Push to Open" text only</p>	<p>10PBR1 6" round - "Push to Open" text & handicap logo</p>	<p>10PBRLL 6" round - handicap logo only</p>
<p>10PBR10 6" round - plain face</p>	<p>10PBR1AL 6" round - "Push to Open" text & alternate handicap logo</p>	<p>10PBS6 6" square - "Push to Open" text only</p>
<p>10PBS61 6" square - text & handicap logo</p>	<p>10PBS6LL 6" square - handicap logo only</p>	<p>10PBS10 6" square - plain face</p>

ACCESSORIES

20.0044	Screw kit for all 6" round plates include: (2) #6 and (2) #8 screws (2) flag connectors (1) hex key
10BOX6SQFM	PBS6 series flush mount box (6" square)
10BOX6SQSM	PBS6 series surface mount box (6" square)
10BOX6RNDFM	PBR series flush mount box (6" round)
10BOX6RNDSM	PBR series surface mount box (6" round)
10WRRND6	PBR series weather ring (6" round)

DISCLAIMER Information is supplied upon the condition that the persons receiving it will make their own determination as to its suitability for their purposes prior to use. In no event will BEA be responsible for damages of any nature whatsoever resulting from the use of or reliance upon information from this document or the products to which the information refers. BEA has the right without liability to change descriptions and specifications at any time.

WWW.BEASENSORS.COM



www.gateopenersafety.com | 1(800)-878-7829 | sales@gateopenersafety.com

A Halma company