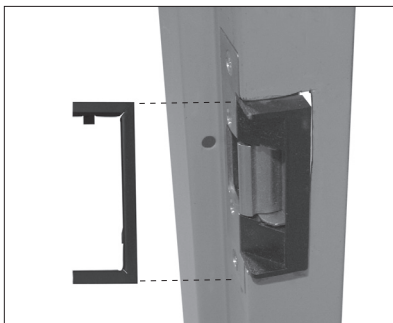




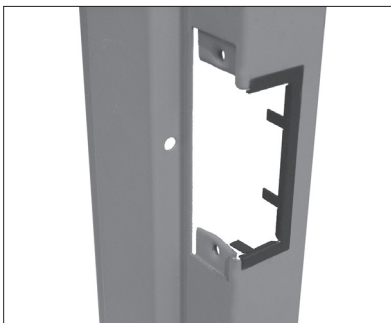
# TRIM PLATE for 10STRIKECU ELECTRIC STRIKE USER'S GUIDE

## TRIM PLATES for ELECTRIC STRIKES


**These Trim Plates can easily compensate for minor irregularities in the Lip Bracket cutout.**



Position the Trim Plate on the frame cut-out to verify fit and coverage.



Adjust cut-out if required.



Bend the four tabs to hold the Trim Plate onto the frame.

For a tighter fit, pre-bend the two long flange tabs before sliding onto the frame where space allows.



Secure the strike to the frame as per strike installation instructions.

### Company Contact



OPEN UP NEW HORIZONS

A HALMA COMPANY

Do not leave problems unresolved. If a satisfactory solution cannot be achieved after troubleshooting a problem, please call BEA, Inc. If you must wait for the following workday to call BEA, leave the door inoperable until satisfactory repairs can be made. Never sacrifice the safe operation of the automatic door or gate for an incomplete solution.

Our Service Technicians can be called 24 hours a day, 7 days a week. For more information visit [www.beasensors.com](http://www.beasensors.com).

For email support contact us at: [Tech\\_Services@beainc.com](mailto:Tech_Services@beainc.com)

Phone: 1-800-523-2462

Fax: 1-888-523-2462

After Normal Business Hours

West / Mexico  
1-888-419-2564

Central  
1-800-407-4545

AK, MI, WI, TX, Canada  
1-866-836-1863

East  
1-866-249-7937