



LZR®-FLATSCAN 3D SW

FOUR CURTAIN STAND-ALONE,
DOOR-MOUNTED SAFETY SYSTEM WITH
VIRTUAL PUSH BUTTON FUNCTIONALITY



LEARN MORE



click or scan

TECHNOLOGY



CERTIFICATIONS



DESCRIPTION

BEA's **LZR-FLATSCAN 3D SW** is a four-curtain, door-mounted, safety system for automatic swing doors. Using LASER Time-of-Flight technology, its three-dimensional detection field guarantees full-safety coverage of the opening area. Ideal for environments in healthcare, education, and commercial settings.

The deep detection pattern reduces sudden door movements, preventing contact as a person walks through the doorway, benefitting individuals with limited mobility, and reducing the wear and tear of the door. Additional safety features include Leading Edge Safety for detection beyond the door leaf and

coverage of the hinge area with Finger Detection Technology™.

Technicians can reduce installation and setup time with Hand Gesture Setup and the built-in knowing act device. Instead of coordinating and wiring activation devices, utilize Virtual Push Buttons for a non-contact form of door activation. Convenient in settings that rely on hygienic solutions, like surgical environments.

The **LZR-FLATSCAN 3D SW** is capable of exceeding the 156.10 section 8.2.2.3 standard for detection area and meets section 8.1.4 for monitoring.



Easy Setup

Hub-less system offers fewer components for a more straightforward setup and installation. While Hand Gesture Setup™ reduces configuration time of the detection field width.

Advanced Safety

The four detection curtains ensure a full-safety coverage of the leaf, hinge area and leading edge of the door, exceeding all industry standards.

UL10B/C Listed

Fire rated for up to one hour

Built-in Knowing Act Device


Two Virtual Push Buttons per sensor provide a non-contact form of door activation without wiring or installing in-wall switches.

Adaptive Sensing

High-resolution detection curtains create a reliable solution with the ability to self-adapt as the door opens, preventing false detections from guide rails and tight corridors.

Background Independence

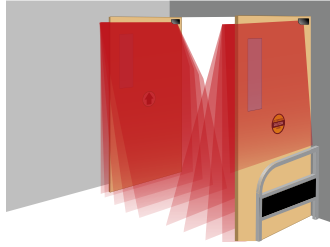
LASER technology ensures independence of all types of flooring (pedi-mats, carpet, reflective flooring, wet surfaces, etc.) and the surrounding environment (weather and lighting).



APPLICATIONS




Low Energy



Double Swing



Dual Egress



Single Swing

TECHNICAL SPECIFICATIONS

TECHNOLOGY / PERFORMANCE

Technology	LASER scanner, time-of-flight measurement
Detection mode	Presence
Max. detection range	13' (diagonal) with reflectivity of 2% e.g. at 5' width, max. H = 12'
Recommended mounting height	75 – 98"
Opening angle	Door leaf safety: 80° Pinch zone safety: 20°
Angular resolution	Curtain 1: 0.2° Curtain 2: 1° Curtain 3: 1.7° Curtain 4: 2.5°
Tilt angles	0 – 5°
Typ. min. object size	¾" @ 13' in curtain C1
Min. door leaf speed	2"/sec
Emission characteristics (IEC 60825-1)	IR LASER: wavelength 905 nm; output power < 0.1mW; Class 1

ELECTRICAL

Supply voltage *	12 – 24 VDC ±15% (to be operated from SELV-compatible power supplies only)
Power consumption	< 2 W
Response time	Typ. <120 ms (max. 220 ms)
Output	3 electronic relays (galvanic isolation - polarity free)
max. switching voltage	42 VAC/VDC
max. switching current	100 mA

PHYSICAL

Dimensions	5 ¾" (L) × 3 ½" (H) × 2 ½" (D) mounting base: D + ¾" spacer: D + 1 ½"
Material - Color	PC/ASA - black
Protection degree	IP44 (IEC 60529)
LED signals	1 RGB LED: detection/output status
Temperature range	-13 – 140 °F
Humidity	0 – 95% non-condensing
Vibrations	< 2 G

COMPLIANCE

Compliance	ISO 13849-1 Pl "d"/ CAT2; IEC 60825-1; IEC 62061 SIL 2 UL10 – file # R39071
-------------------	--

* This sensor is powered by DC voltage only. If only VAC power is available, a 12V transformer paired with a rectifier must be used. Do not use a 24V transformer and rectifier as this will cause damage to the product.

PRODUCT SERIES



10LZRFLATSCAN3D-SWBK
Left and right sensor
kit



10LZRFLATSCAN3D-LBK
Single sensor kit, left



10LZRFLATSCAN3D-RBK
Single sensor kit, right



10LZRFLATSCAN3D-SWBKU
Left and right sensor kit w/
power supply



10LZRFLATSCAN3D-LESWBK
Sensor kit for low-energy
doors



10LZRFLATSCAN3D-LELBK
Sensor kit for low-energy
doors, left



10LZRFLATSCAN3D-LERBK
Sensor kit for low-energy
doors, right

10LZRFLATSCAN3D-LB	Replacement Sensor, left
10LZRFLATSCAN3D-RB	Replacement Sensor, right
10LZRFLATSCAN3D-GA	Glass Door Accessory
35.0287	LZR-FLATSCAN 3D SW Replacement Cover, left
35.0288	LZR-FLATSCAN 3D SW Replacement Cover, right
35.0236	LZR-FLATSCAN 3D SW Replacement Base, left
35.0237	LZR-FLATSCAN 3D SW Replacement Base, right
70.5753	Spacer
35.1329	Primary / Secondary Harness
20.5433	LZR-FLATSCAN 3D SW Control Harness
70.5745	Sentrex Retrofit Accessory

RELATED PRODUCTS



MS31 SERIES
Microwave, touchless
actuators with adjustable
range and relay hold time



MS41 SERIES
Stainless steel, touchless
actuators with adjustable
range and relay hold time



MS51 SERIES
Battery-powered, touchless
actuators

DISCLAIMER Information is supplied upon the condition that the persons receiving it will make their own determination as to its suitability for their purposes prior to use. In no event will BEA be responsible for damages of any nature whatsoever resulting from the use of or reliance upon information from this document or the products to which the information refers. BEA has the right without liability to change descriptions and specifications at any time.

WWW.BEASENSORS.COM



www.gateopenersafety.com | 1(800)-878-7829 | sales@gateopenersafety.com

A **Halma** company