



1200LB MAGLOCKS WITH DS

1200 LB MAGLOCKS WITH ADJUSTABLE RELOCK TIME DELAY, LOCK (BOND) STATUS SENSOR, AND DOOR STATUS SENSOR



LEARN MORE



click or scan

CERTIFICATIONS *




DESCRIPTION

BEA's **1,200 LB MAGLOCKS WITH DS** provide a standards-compliant solution as part of an access control system for retail, healthcare, financial, education or storage facilities. The 1,200 lb holding force is ideal for mid- to high-level traffic in commercial buildings. The door status sensor can be used to monitor the door position, eliminating the need for a separate door switch.

BEA's electromagnetic locks provide reliability and durability in areas for authorized individuals or doorways leading to an emergency exit.

Common applications include access control or egress doors using a sensor or a switch to release the locking device.

The **1,200 LB MAGLOCKS WITH DS** can be used on hollow metal, wood, aluminum, glass and composite door materials and are available in surface mount single or double door configurations. Additionally, the adjustable zero to 90 second relock time delay and the lock (bond) status sensor allow configuration of the settings as needed.



User-Configurable

Adjustable zero to 90 second relock time delay

Enhanced Access Control / Monitoring

Lock (bond) status sensor with visible LED offers either normally open (NO) or normally closed (NC) output configuration

UL 294 Listed*

Listed for access control systems and must be used with a UL Listed power supply

Anti-Tampering

The security screw on the front face blocks access to the bottom of the electromagnetic lock preventing tampering or dismounting

Easy & Flexible Mounting

Mounting hardware like push / pull brackets and adapter plates offer flexible installation and convenient mounting options for various door stop dimensions

Convenient Packages Available

Available in access control packages with sensor, logic module, actuator and maglock

* This product is UL294-listed up to 1,000 lb static strength.

TECHNICAL SPECIFICATIONS

10MAGLOCK1ULDS

Lock	Single
Input Voltage	12 or 24 VDC
Relay Rating	1.0 A @ 24 VDC resistive
Relay Power Factor	1
Reed Switch Rating	Dry Contacts: 3W (switching contact 0.25 amps max, switching voltage 30VDC max; resistive load)
Reed Switch Power Factor	1
Power Consumption	500 mA @ 12 VDC 250 mA @ 24 VDC
Dimensions	10.47" (W) x 2.87" (H) x 1.58" (D)
Certification	UL294 (up to 1,000 lb static strength) File #BP10577
Operating Temperature	32 – 120 °F
Operating Humidity	0 – 85%


10MAGLOCK5ULDS

Lock	Double
Input Voltage	12 or 24 VDC
Relay Rating	1.0 A @ 24 VDC resistive
Relay Power Factor	1
Reed Switch Rating	Dry Contacts: 3W (switching contact 0.25 amps max, switching voltage 30VDC max; resistive load)
Reed Switch Power Factor	1
Power Consumption	500 mA @ 12 VDC 250 mA @ 24 VDC each
Dimensions	20.94" (W) x 2.87" (H) x 1.58" (D)
Certification	UL294 (up to 1,000 lb static strength) File #BP10577
Operating Temperature	32 – 120 °F
Operating Humidity	0 – 85%

*This product must be powered from a UL Listed, regulated, power-limited, power supply

** Not for outdoor use

PRODUCT SERIES



10MAGLOCK1ULDS
1200 lb holding force / Single
UL294 Listed at 1000 lb static force



10MAGLOCK5ULDS
1200 lb holding force / Double
UL294 Listed at 1000 lb static force


ACCESSORIES



10LZBR12SUL
Kit includes (1) L bracket and (1) Z bracket (for 10MAGLOCK1ULDS)



MAG5LZUL
Kit includes (2) 10LZBR12SUL



10UBRACKETUL
Glass-door mounting kit



10FILLER12UL
½" x ¾" Filler Plate



10FILLER14UL
¼" x ¾" Filler Plate



10FILLER34UL
¾" x ¾" Filler Plate



10FILLER58UL
¾" x ¾" Filler Plate



10SPACER1UL
Vertical spacer bracket for 10MAGLOCK1ULDS



10RIMHOUSING1UL
Armature plate housing for 10MAGLOCK1ULDS

50.0334

Hardware pack for 10MAGLOCK1ULDS

RELATED PRODUCTS



10PS12-24
UL / ULC Listed power supply (1.75A)



10PS12-24D
UL / ULC Listed power supply, backup circuit (1.75A) (battery not included)

DISCLAIMER Information is supplied upon the condition that the persons receiving it will make their own determination as to its suitability for their purposes prior to use. In no event will BEA be responsible for damages of any nature whatsoever resulting from the use of or reliance upon information from this document or the products to which the information refers. BEA has the right without liability to change descriptions and specifications at any time.

WWW.BEASENSORS.COM



www.gateopenersafety.com | 1(800)-878-7829 | sales@gateopenersafety.com

A Halma company