



# SMART FOCUS

FOCUSED ACTIVE INFRARED  
PRESENCE SENSORS



## LEARN MORE



click or scan

## TECHNOLOGY

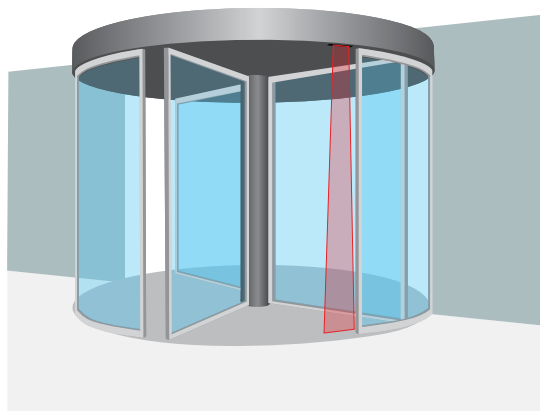


## DESCRIPTION

BEA's **SMART FOCUS** is a focused, active-infrared-based presence sensor designed to effectively detect people and objects.

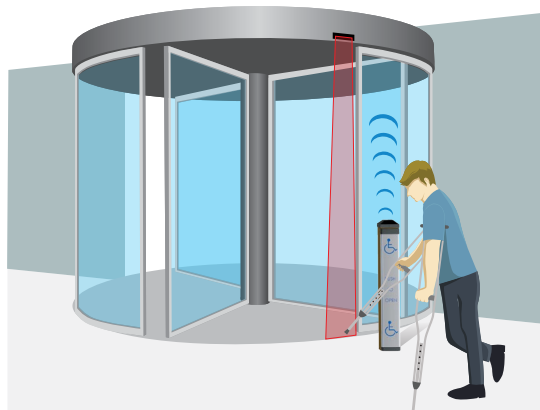
This compact sensor is useful where space may be limited or additional detection is required to complement pre-installed sensors, such as on revolving doors where pinch-zone protection is needed.

The **SMART FOCUS** provides internal and external self-monitoring. Single-button setup ensures easy installation in most common applications.



## Monitoring Capable

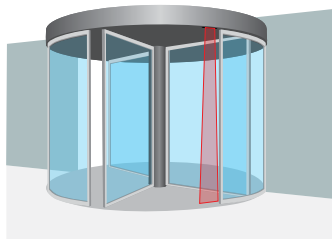
SMART FOCUS is fully monitored



## Low-Profile Detection

Low profile, recessed-mount enables SMART FOCUS to protect pedestrians from contact with the moving door

## APPLICATIONS



Revolving Doors

## TECHNICAL SPECIFICATIONS

|                                 |                                                                                                                                                                          |
|---------------------------------|--------------------------------------------------------------------------------------------------------------------------------------------------------------------------|
| <b>Technology</b>               | Focused Active Infrared                                                                                                                                                  |
| <b>Detection Mode</b>           | Presence detection by distance measurement                                                                                                                               |
| <b>Detection Field</b>          | 1 19/60" x 2 19/25" @ 7 1/4' mounting height                                                                                                                             |
| <b>Light Indicator</b>          |                                                                                                                                                                          |
| Red                             | ON during detection                                                                                                                                                      |
| Orange                          | Flashes 1x after power on                                                                                                                                                |
| <b>Response Time</b>            | 64 ms                                                                                                                                                                    |
| <b>Mounting Height</b>          | 2 – 10'                                                                                                                                                                  |
| <b>Supply Voltage</b>           | 12 – 24 VAC / VDC -5% / 10%                                                                                                                                              |
| <b>Mains Frequency</b>          | 50 – 60 Hz                                                                                                                                                               |
| <b>Max. Current Consumption</b> | 120 mA @ 24 VAC / 80 mA @ 24 VDC                                                                                                                                         |
| <b>Standard Output</b>          | Relay (free of potential contact)                                                                                                                                        |
| Max. Contact Voltage            | 42 VAC / VDC                                                                                                                                                             |
| Max. Contact Current            | 1 A (resistive)                                                                                                                                                          |
| Max. Switching Power            | 30 W (DC) / 60 VA (AC)                                                                                                                                                   |
| <b>Monitoring Input</b>         | 1 optocoupler (free of potential contact)                                                                                                                                |
| Max. Contact Voltage            | 30 V                                                                                                                                                                     |
| Voltage Threshold               | High state: > 10 V Low State: < 1 V                                                                                                                                      |
| <b>Hold Time</b>                | 0.5 s                                                                                                                                                                    |
| <b>Reflectivity</b>             | min. 10% at IR-wavelength of 850 nm                                                                                                                                      |
| <b>Temperature Range</b>        | -13 – 131 °F (-25 – 55 °C); 0 – 95% rel. humidity, non-condensing                                                                                                        |
| <b>Degree of Protection</b>     | IP53                                                                                                                                                                     |
| <b>Dimensions</b>               | 5 3/4" (L) x 1 3/5" (H) x 2" (D)                                                                                                                                         |
| <b>Length of Main Cable</b>     | 8'                                                                                                                                                                       |
| <b>Norm Conformity</b>          | EN 61000-6-2; EN 61000-6-3; ISO 13849-1 Performance Level «c» CAT. 2 (under the condition that the door control system monitors the sensor at least once per door cycle) |

## PRODUCT SERIES




**10SMARTFOCUS**  
Recessed, Presence sensor

## ACCESSORIES



**10SMARTFOCUS SMA**  
Smart focus surface mount adapter

## RELATED PRODUCTS



**1024VAC**  
24 VAC transformer with mounting feet

**DISCLAIMER** Information is supplied upon the condition that the persons receiving it will make their own determination as to its suitability for their purposes prior to use. In no event will BEA be responsible for damages of any nature whatsoever resulting from the use of or reliance upon information from this document or the products to which the information refers. BEA has the right without liability to change descriptions and specifications at any time.

[WWW.BEASENSORS.COM](http://WWW.BEASENSORS.COM)



[www.gateopenersafety.com](http://www.gateopenersafety.com) | 1(800)-878-7829 | [sales@gateopenersafety.com](mailto:sales@gateopenersafety.com)

A **Halma** company