



# ULTIMO™

## AUTOMATIC SLIDING DOOR SENSOR WITH EXTENDED / ENHANCED SAFETY

### DESCRIPTION

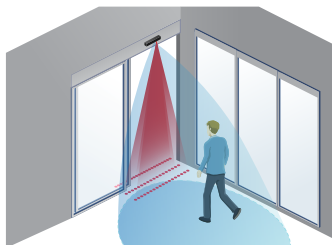
BEA's **ULTIMO™** is a dual technology sensor with flexible safety features for automatic sliding doors. The microwave motion field activates as people or objects approach the door. Meanwhile, three adjustable infrared curtains, each with up to 32 spots of detection, ensure the safety of pedestrians passing through the door opening.

**ULTIMO** offers advanced presence detection using ULTI-SHIELD technology, which provides uniform sensitivity across the safety curtains. ULTI-SHIELD technology allows for extended or enhanced infrared curtain positioning, ensures no loss of detection and immunities to environmental disturbances.

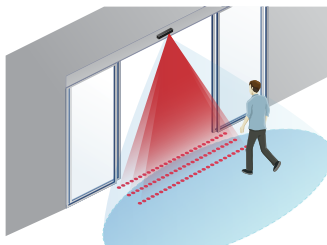
Installers can easily adjust **ULTIMO's** microwave and infrared fields via a menu-driven LCD screen, reducing manual adjustments for efficient installation and service maintenance. Five infrared curtain width settings provide the flexibility needed to cover narrow to wide door packages. Additionally, ULTI-SYNC technology automatically synchronizes the infrared curtains between sensors ensuring seamless retrofit installations.

The combination of flexible and precise detection fields complements the door's performance – making **ULTIMO** ideal for high-traffic environments in hospitals, hotels, airports or retail facilities.

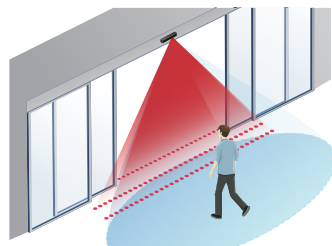
### APPLICATIONS



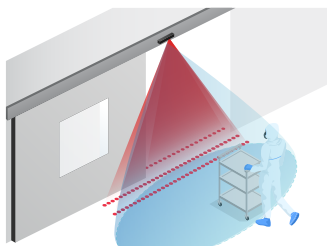
Single Slide  
showing Enhanced Safety curtain position



Dual Slide - Standard Door Package  
showing Enhanced Safety curtain position



Dual Slide - Wide Door Package  
showing Extended Safety curtain position

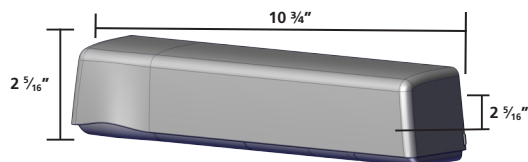


Cleanroom  
showing Enhanced Safety curtain position

### TECHNICAL SPECIFICATIONS

<b>Mounting Height</b>	6'6" – 11'6"
<b>Detection Mode</b>	Motion and Presence
<b>Technology</b>	Microwave Doppler Radar and Active Infrared (AIR) with Background Analysis
<b>Radar Detection Speed (min)</b>	2 in / s
<b>AIR Response Time (typ.)</b>	< 200 ms (max. 500 ms)
<b>Radar Transmitter</b>	
Frequency	24.150 GHz
Radiated Power	< 20 dBm EIRP
Power Density	< 5 mW / cm <sup>2</sup>
Lobe Angles	0 – 45° (typical adjustment), default 25°
<b>AIR Spots</b>	
Size	2" x 2" (typ.)
Number of Spots	max. 32 per curtain
Number of Curtains	3
Curtain Angles	-3 – 11°, default 0°
<b>Relay Output 1</b>	Electro-mechanical-relay (potential and polarity free)
Max. Contact Voltage	30 VDC
Max. Contact Current	1 A
Hold Time	0.5 – 9 s
<b>Optofet Output 2</b>	Solid-state-relay (potential and polarity free)
Max. Contact Voltage	42 VAC / VDC
Max. Contact Current	400 mA
Hold Time	0.3 – 1 s
<b>Test / Monitoring Input</b>	
Sensitivity	Low: < 1 V; High: > 10 V (max. 30 V)
Response Time on Request	Typical: < 5 ms
<b>Supply Voltage</b>	12 – 24 VAC ±10% 12 – 30 VDC ±10%
<b>Power Consumption</b>	< 3.2 W
<b>Temperature Range*</b>	-13 – 131 °F 0 – 95% relative humidity, non-condensing
<b>Cable Length / Gauge</b>	10' / 26 AWG
<b>Degree of Protection</b>	IP54
<b>Norm Conformity</b>	R&TTE 1999 / 5 / EC; MD 2006 / 42 / EC; LVD 2006 / 95 / EC; ROHS 2 2011 / 65 / EU ISO 13849-1:2008 PL «C» CAT. 2 (under the condition that the door control system monitors the sensor at least once per door cycle); IEC 61496-1:2012 ESPE Type 2

\*LCD screen is operational from 14 – 131 °F. The sensor may still be programmed in colder temperatures, but with the remote control.



**DISCLAIMER** Information is supplied upon the condition that the persons receiving it will make their own determination as to its suitability for their purposes prior to use. In no event will BEA be responsible for damages of any nature whatsoever resulting from the use of or reliance upon information from this document or the products to which the information refers. BEA has the right without liability to change descriptions and specifications at any time.

WWW.BEASENSORS.COM



www.gateopenersafety.com | 1(800)-878-7829 | sales@gateopenersafety.com

A Halma company