

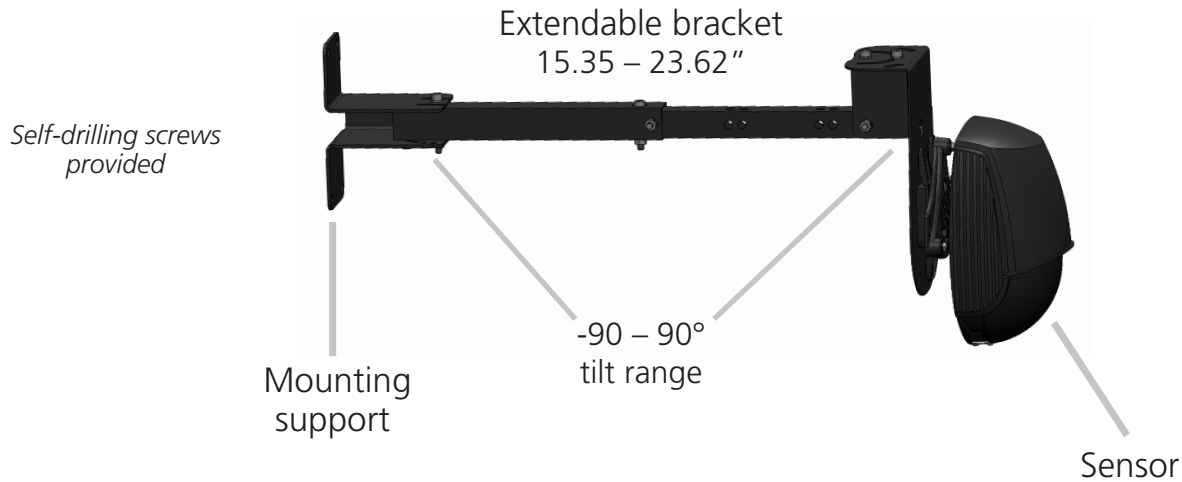
# UNIVERSAL MOUNTING BRACKET



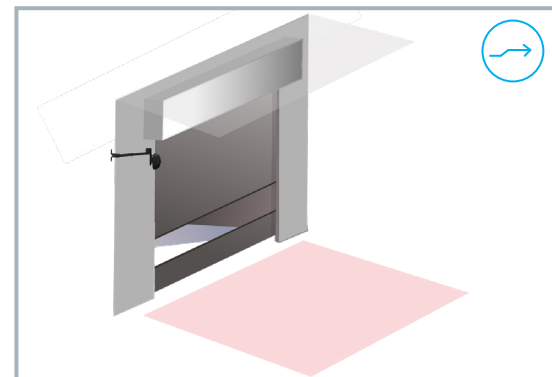
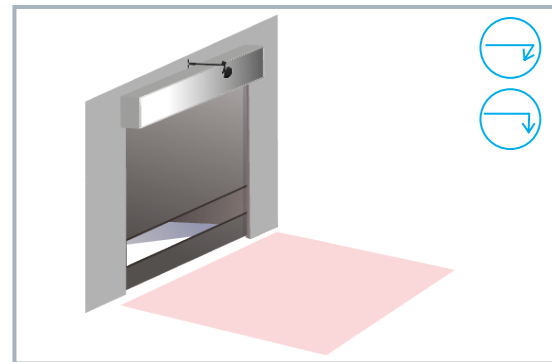

Visit website for available  
languages of this document.

Compatible with: LZR-WIDESCAN  
FALCON  
IS40 / IS40P


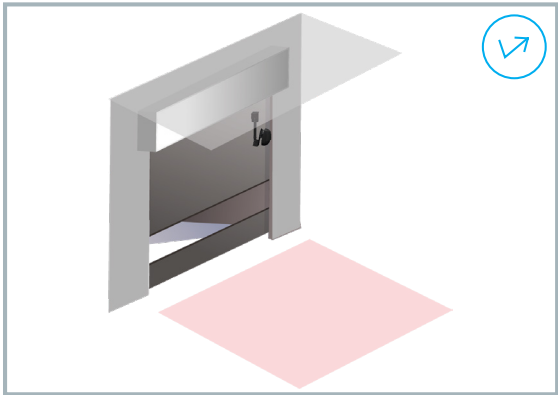
## DESCRIPTION



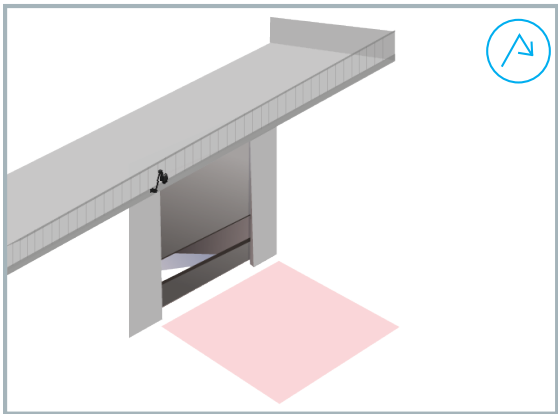
## SCENARIO 1: OBSTRUCTION



SCENARIO 2: CEILING-MOUNTED



SCENARIO 3: DOORS UNDER BALCONY



**BEA, INC. INSTALLATION/SERVICE COMPLIANCE EXPECTATIONS**

BEA, Inc., the sensor manufacturer, cannot be held responsible for incorrect installations or incorrect adjustments of the sensor/device; therefore, BEA, Inc. does not guarantee any use of the sensor/device outside of its intended purpose.

BEA, Inc. strongly recommends that installation and service technicians be AAADM-certified for pedestrian doors, IDA-certified for doors/gates, and factory-trained for the type of door/gate system.

Installers and service personnel are responsible for executing a risk assessment following each installation/service performed, ensuring that the sensor/device system installation is compliant with local, national, and international regulations, codes, and standards.

Once installation or service work is complete, a safety inspection of the door/gate shall be performed per the door/gate manufacturer's recommendations and/or per AAADM/ANSI/DASMA guidelines (where applicable) for best industry practices. Safety inspections must be performed during each service call – examples of these safety inspections can be found on an AAADM safety information label (e.g. ANSI/DASMA 102, ANSI/DASMA 107).

Verify that all appropriate industry signage and warning labels are in place.

