

# UNIVERSAL RAIN COVER (URC) USER'S GUIDE

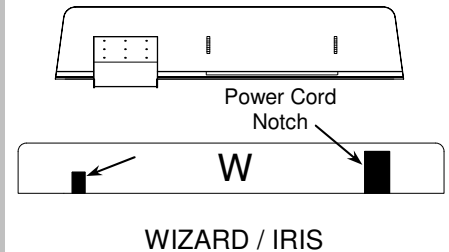
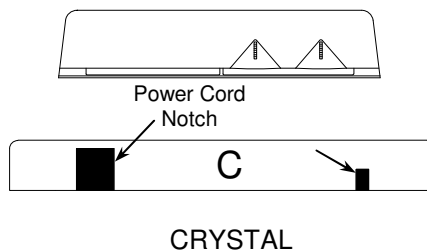
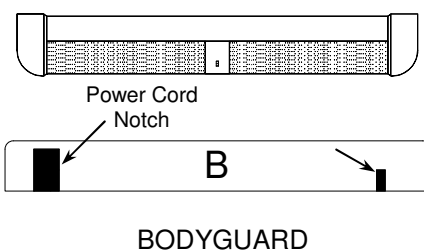
UNIVERSAL RAIN COVER (URC) FOR BODYGUARD, CRYSTAL, WIZARD AND IRIS

## 1 Description

The Universal Rain Cover (URC) is designed to shield and protect the Bodyguard, Wizard, Crystal and Iris from rain and snow. It is made of tough, flexible and UV resistant royalite plastic for durable protection.

## 2 Installation

### 1 Universal Rain Cover (URC) Installation



1. Refer to user guide instructions, for removal and installation of corresponding sensor, when installing URC.
2. Remove sensor to allow installation of URC.
3. Cut notches on URC with a utility knife. Ensure notches match mounting hole locations of sensor and ensure power cord can be routed to sensor. Refer to illustration above.
4. Hold URC and sensor in desired location and attach URC and sensor to header with two self tapping mounting screws.
5. Complete the installation and set up of sensor per corresponding sensor user guide.

## 3 Company Contact



Do not leave problems unresolved. If a satisfactory solution cannot be achieved after troubleshooting a problem, please call B.E.A., Inc. If you must wait for the following workday to call B.E.A., leave the door inoperable until satisfactory repairs can be made. Never sacrifice the safe operation of the automatic door or gate for an incomplete solution.

The following numbers can be called 24 hours a day, 7 days a week. For more information, visit [www.beainc.com](http://www.beainc.com).

**West: 1-888-419-2564**  
**South-East: 1-800-407-4545**  
**US and Canada: 1-866-249-7937**

**Mid-West: 1-888-308-8843**  
**North-East: 1-866-836-1863**  
**Canada: 1-866-836-1863**