



Superlock 2.0 Bolt-On Latch Deadlock

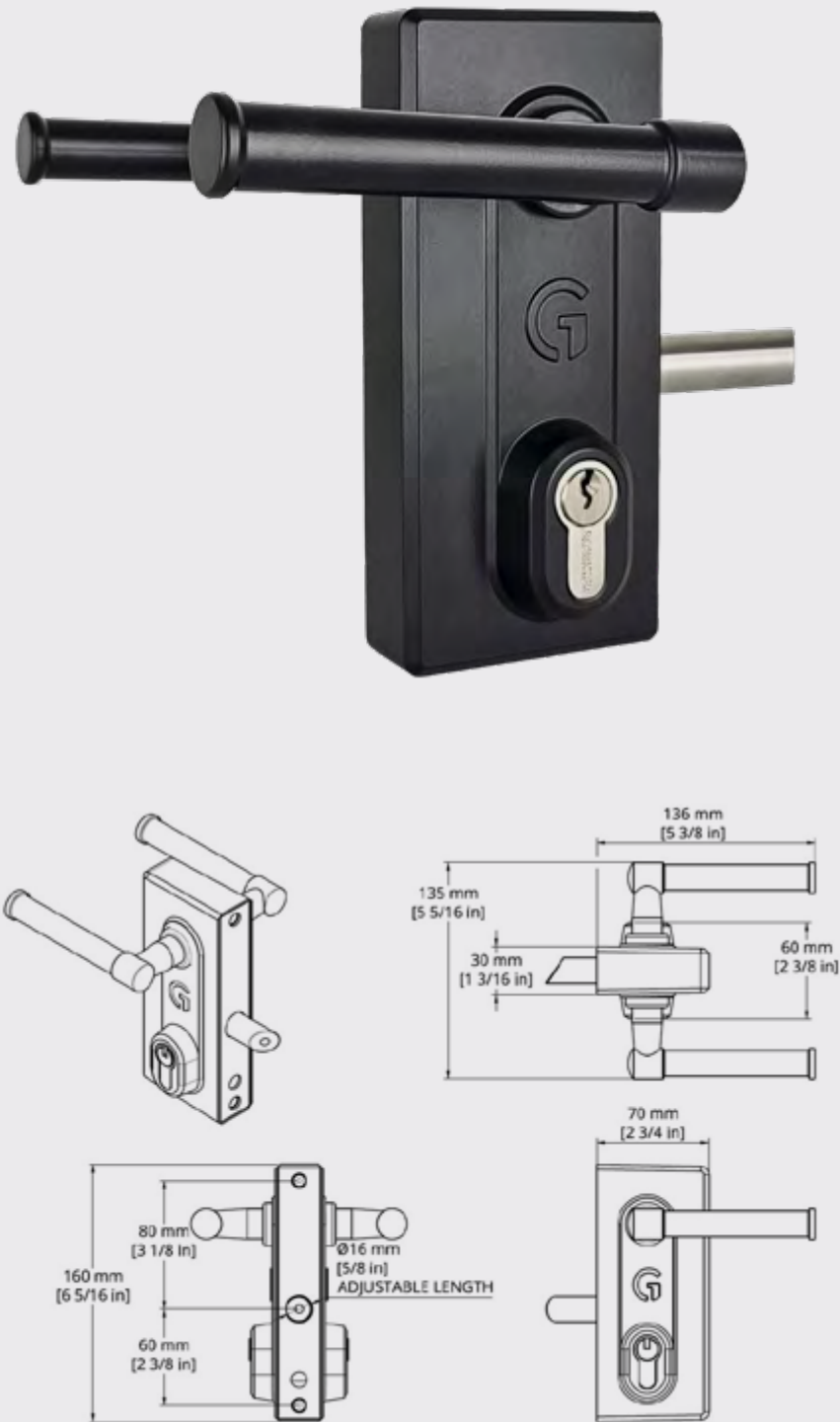
- The ultimate combination of convenience and security for your gates.**
- The Bolt-on Latch Deadlock offers the ease of everyday use with a latch and the enhanced protection of a deadlock. Operate the latch with the handles for daily access, and lock it securely in place with the turn of a key when needed.
- **New Seamless One-Piece Design:** Enhanced design eliminates joints and welds, ensuring superior durability and a streamlined appearance.
 - **Secure:** Features a stainless steel latchbolt that latches 5/8" into the gate post and extends to 1 3/16" when deadlocked.
 - **Adaptable:** Slim 2 3/4" case design makes this lock compatible with a wide range of gate styles.
 - **Convenient:** Adjustable latchbolt length and rotatable for left or right-handed gates.
 - **Reliable:** Comes with a guide plate and brass bearing for long-lasting performance.
 - **Versatile Sizes:** Available in two options—1030 for up to 1 1/4" gate frames and 4060 for 1 1/2" to 2 1/4" frames.
 - **Supplied Handles:** Choose between the plain lever (P) or traditional handle (T) styles.
 - **Double-sided Access:** Equipped with handles and key access on both sides for added convenience.
 - **Enhanced Security:** Pair it with the Superlock Keep to maximize security and durability. A standard strike plate is included, but the Superlock Keep is recommended for thorough protection.

Protected with a 5-Year Warranty

AVAILABLE VERSIONS	
BLD1030P	To fit 3/8" to 1 3/16" - profiled handle
BLD4060P	To fit 1 1/2" to 2 1/4" - profiled handle
BLD1030T	To fit 3/8" to 1 3/16" - traditional handle
BLD4060T	To fit 1 1/2" to 2 1/4" - traditional handle



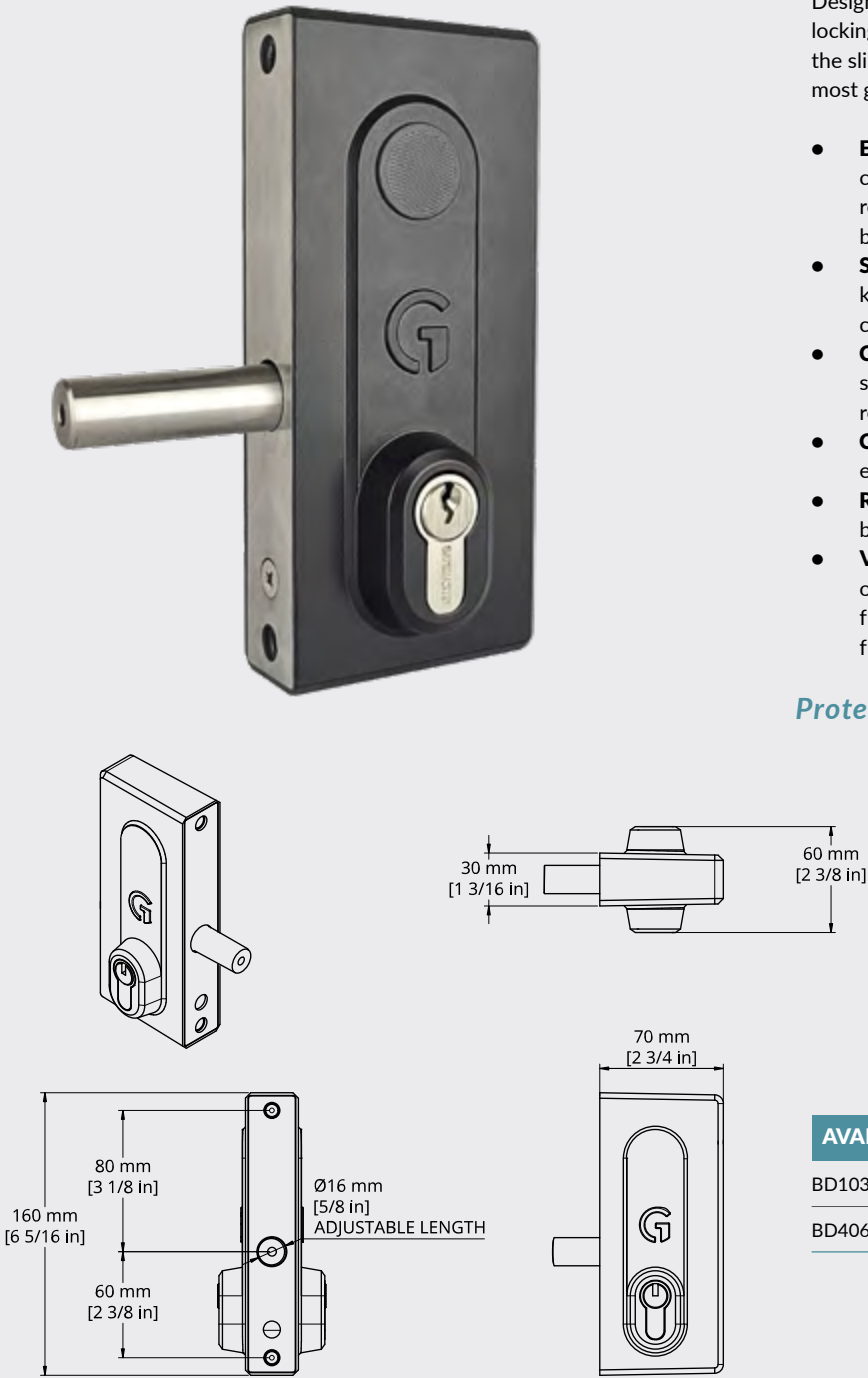
Traditional Handle



Superlock 2.0 Bolt-On Deadlock

- Maximum security meets effortless simplicity with the Superlock Deadlock.**
- Designed for ultimate reliability, its single 5/8" locking action ensures robust protection, while the slim depth allows it to fit seamlessly into most gate designs.
- **Easy to Fit:** The slim 2 3/4" lock case, combined with an adjustable and removable deadbolt, makes installation a breeze.
 - **Simple Deadlock Action:** Operate with a key on both sides for secure opening and closing.
 - **Corrosion Resistant:** Crafted from stainless steel for superior durability and resistance to the elements.
 - **Convenient:** Adjustable deadbolt length ensures precise fitting directly on site.
 - **Reliable:** Includes a guide plate with a brass bearing for long-lasting performance.
 - **Versatile Sizes:** Available in two options—1030 for 3/8" to 1 3/16" gate frames and 4060 for 1 1/2" to 2 1/4" frames.

Protected with a 5-Year Warranty



AVAILABLE VERSIONS	
BD1030	To fit 3/8" to 1 3/16" frame
BD4060	To fit 1 1/2" to 2 1/4" frame



"Comes with detailed instructions and all necessary hardware, making installation straightforward. Great service. Highly recommend."

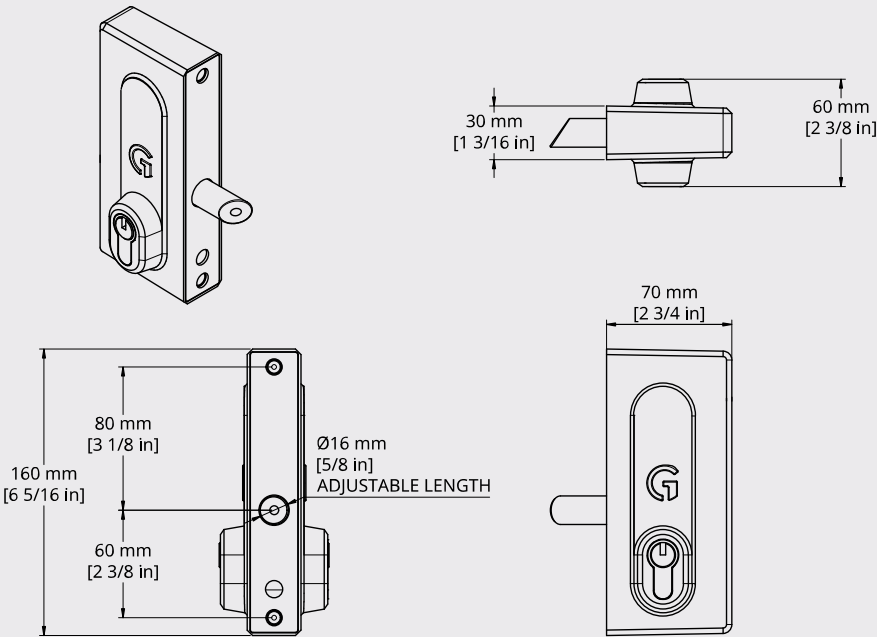


Superlock 2.0 Bolt-On Keylatch

A durable, premium latch lock that operates with a key, the Superlock Keylatch is the ideal solution for reliable security. Built for outdoor use, it's weather- and corrosion-resistant, making it perfect for metal gate frames. Plus, it's designed for straightforward installation—just drill three holes, bolt it on, and you're ready to go.

- **Built to Last:** Made from stainless steel for exceptional durability in any weather.
- **Key-Operated Simplicity:** Slam the gate shut and open it with the key for hassle-free security.
- **Easy to Fit:** A slim 2 3/4" lock case with an adjustable, removable latchbolt makes installation simple.
- **Adaptable Design:** The latchbolt is adjustable in length and can be rotated for left- or right-handed gates.
- **Added Support:** Includes a bolt support plate and gate post strike plate for a secure fit.
- **Versatile Sizes:** Available in two options—3/8" to 1 3/16" gate frames and 1 1/2" to 2 1/4" frames.

Protected with a 5-Year Warranty

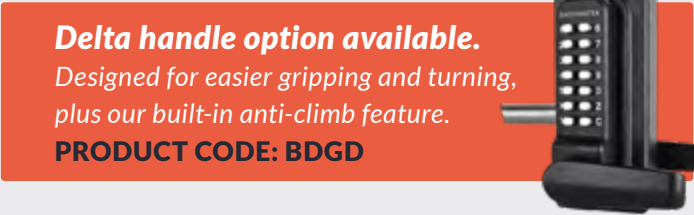
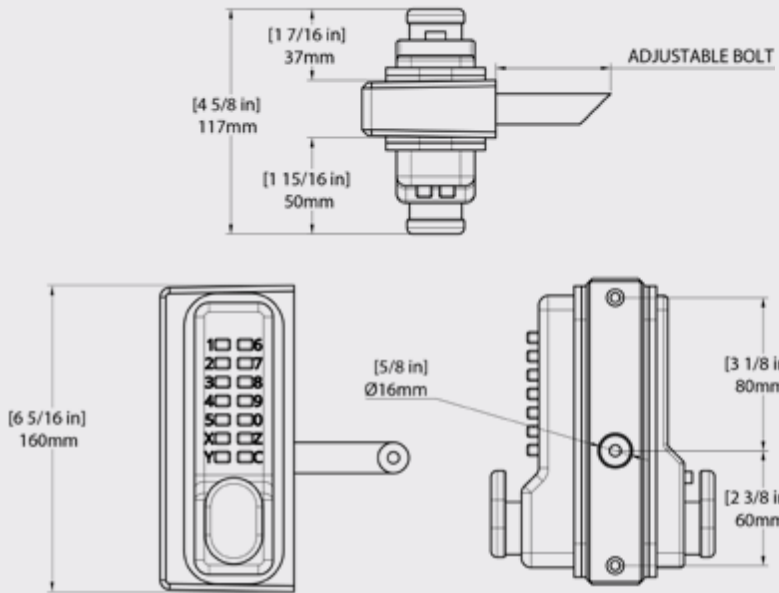


AVAILABLE VERSIONS	
BK1030	To fit 3/8" to 1 3/16" frame
BK4060	To fit 1 1/2" to 2 1/4" frame



"Service was excellent, more importantly the lock is just what I needed - perfect and UK made, mostly in stainless!"

Superlock 2.0 - Digital Code Lock - Double Sided



Delta handle option available. Designed for easier gripping and turning, plus our built-in anti-climb feature. PRODUCT CODE: BDGD

Secure access made simple with the Double-Sided keypad Superlock. Combining the convenience of a mechanical keypad with the straightforward installation of the Superlock range, this lock is easy to fit—just drill three holes and bolt it on.

- **No Power Needed:** Operates with mechanical keypads for fast, hassle-free installation.
- **Adaptable Design:** Slim 2 3/4" case suits a variety of gate styles.
- **Enhanced Security:** The latchbolt projects up to 1/2" into the gate post, providing increased security and greater tolerance.
- **Built to Last:** Stainless steel mechanism and a bolt support plate with a brass bearing ensure durability.
- **Fully Adjustable:** The latchbolt length can be adjusted and set for left- or right-handed gates.
- **Auto-Latching:** Simply close the gate to latch it securely; enter the code and turn the handle to open.
- **Dual Keypads:** Equipped with keypads on both sides for added convenience. Also available with a rear handle option.
- **Smooth Operation:** Supplied with a gate post strike plate for seamless latching.
- **Extra Security:** Use with a Superlock Keep to maximize security and extend product life.

Protected with a 5-Year Warranty

AVAILABLE VERSIONS	
BDG1030L	To fit 3/8" to 1 3/16", left hand
BDG4060L	To fit 1 1/2" to 2 1/4", left hand
BDG1030R	To fit 3/8" to 1 3/16", right hand
BDG4060R	To fit 1 1/2" to 2 1/4", right hand





Superlock 2.0 - Digital Code Lock - Single Sided

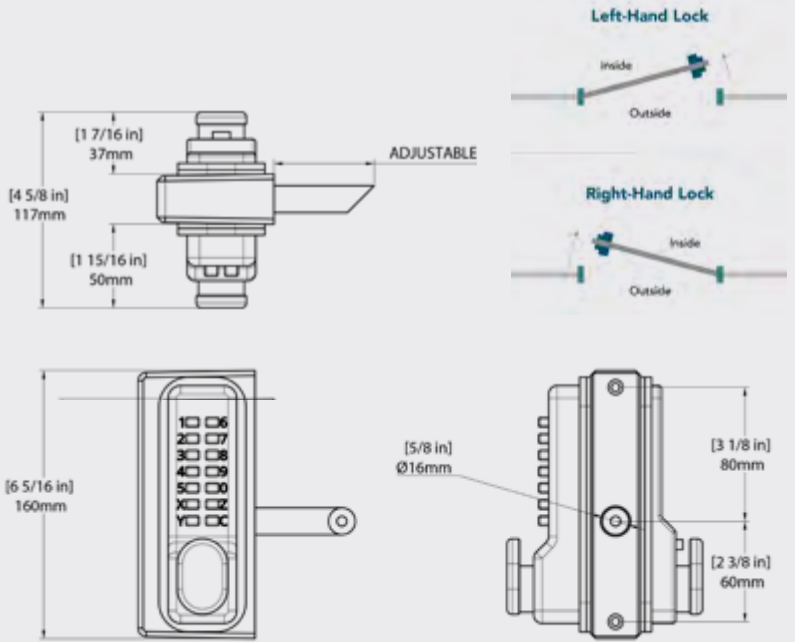
The perfect balance of security, simplicity, and durability for modern gates

The Superlock Single-Sided Code Lock is designed for box section metal gate frames, this slim and sturdy lock is easy to install and adjust, offering reliable and convenient access every time.

- **Convenient Access:** Digital keypad on one side with a rear handle for smooth operation.
- **Hold-Back Feature:** Keep the latch retracted when needed, adding extra convenience.
- **Easy to Fit:** Slim 2 3/4" lock case accommodates a variety of gate applications.
- **Secure:** Stainless steel latchbolt latches 1/2" into the gate post for robust security.
- **Durable Design:** Built to last with a stainless steel mechanism and a brass-bearing bolt support plate.
- **Adaptable:** Adjustable latchbolt suits different box section sizes.
- **Versatile Options:** Comes with a keypad on one side and a handle on the other.
- **Smooth Operation:** Includes a gate post strike plate for easy and secure latching.
- **Enhanced Security:** Pair with the Superlock Keep for added protection and extended product life

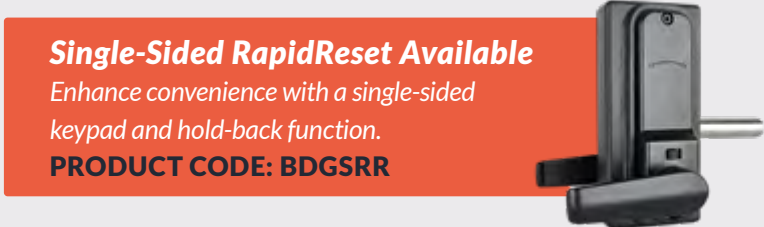
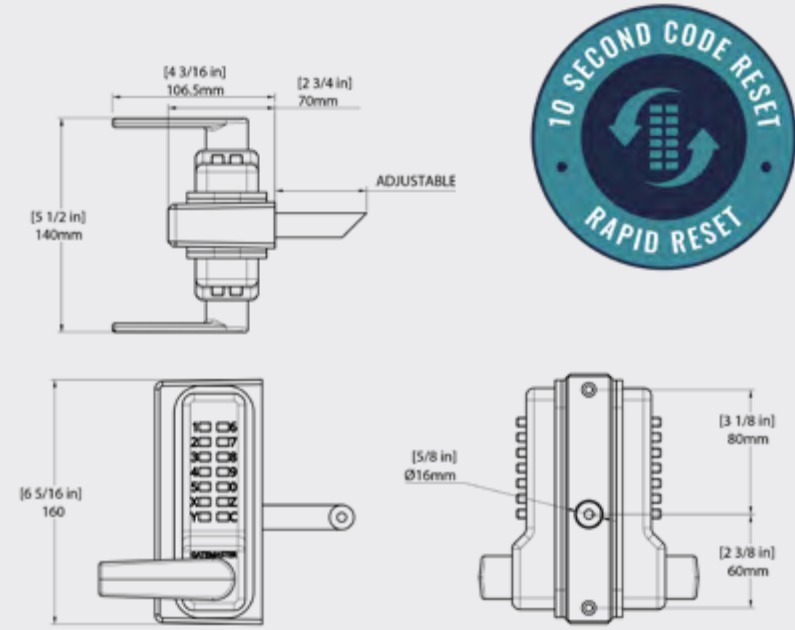
Protected with a 5-Year Warranty

AVAILABLE VERSIONS	
BDGS1030L	To fit 3/8" to 1 3/16" , left hand
BDGS4060L	To fit 1 1/2" to 2 1/4", left hand
BDGS1030R	To fit 3/8" to 1 3/16" , right hand
BDGS4060R	To fit 1 1/2" to 2 1/4", right hand



Superlock 2.0 with RapidReset Code Change

★ New Product



Revolutionize gate security with the Superlock featuring RapidReset.

Designed for ultimate convenience, this innovative lock lets you change codes in seconds while maintaining robust, secure functionality—all without the need for power or batteries.

- **10-second code changes:** Update the code fast, without removing the lock from the gate.
- **No battery or power needed:** Low maintenance, non-electric secure locking mechanism.
- **Easy to fit:** The slim 2 3/4" wide lock case and the adjustable and removable latchbolt ensure easy installation.
- **Easy to operate handle:** Designed particularly for those with mobility issues who find gripping and turning difficult.
- **Highly secure:** The latchbolt moves 5/8", ensuring the bolt enters deep into the gatepost.
- **Anti-climb handle:** This lock is also fitted with an anti-climb handle to prevent intruders from using the handle as a foothold to climb the gate.
- **Hold-back function:** When the button on the back is activated to hold the lock in the open position.
- **Long-lasting & durable:** Purpose-engineered for outdoor use with anti-corrosion and stainless steel construction.
- **Versatile Options:** Also available with a double-sided keypad for added flexibility.

Protected with a 5-Year Warranty

SINGLE-SIDED KEYPAD VERSIONS	
BDGSRR1030	To fit 3/8" to 1 3/16" gate frames
BDGSRR4060	To fit 1 1/2" to 2 1/4" gate frames
DOUBLE-SIDED KEYPAD VERSIONS	
BDGRR1030	To fit 3/8" to 1 3/16" gate frames
BDGRR4060	To fit 1 1/2" to 2 1/4" gate frames






Superlock 2.0 Bolt-On Quick Exit Keypad Access

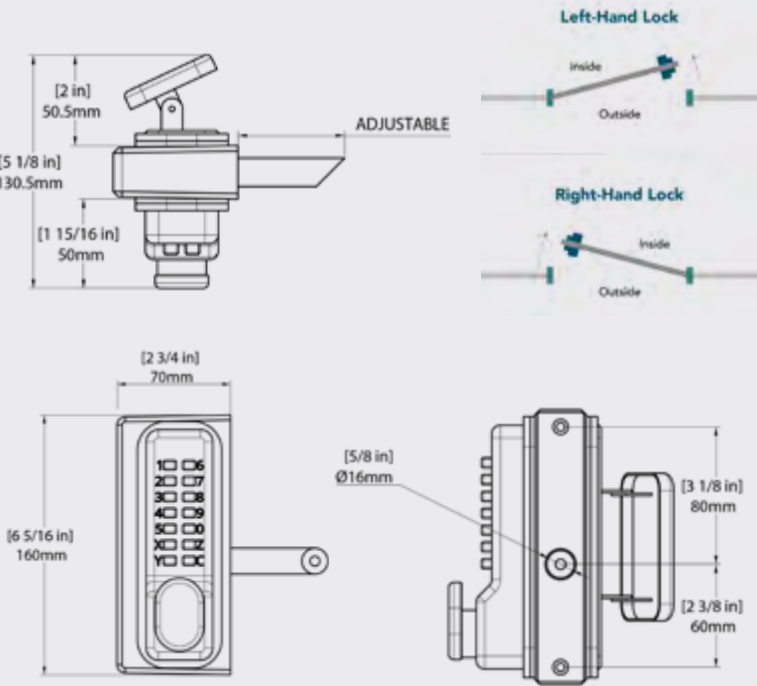
Effortless exit meets secure entry with the Superlock Quick Exit Digital Keypad. Equipped with a green push pad for easy exit and a digital keypad for controlled entry, this lock is perfect for gates that require both convenience and security. A key entry version is also available

- **Secure:** Stainless steel latchbolt latches 1/2" into the gate post for solid security.
- **Adaptable:** Slim 2 3/4" lock case fits a variety of gate styles with ease.
- **Durable:** Made from stainless steel for corrosion resistance, with a bolt support plate for extended product life.
- **Versatile Sizes:** Available in two options—1030 for 3/8" to 1 3/16" gate frames and 4060 for 1 1/2" to 2 1/4" frames.
- **Smooth Operation:** Includes a gate post strike plate for seamless and secure latching.
- **Optional Shroud:** Add a shroud to restrict access to the push pad from outside the gate
- **Enhanced Security:** Pair with the Superlock Keep for increased protection and longer product life

Protected with a 5-Year Warranty

 Compatible with the Superlock Shroud (p. 18) to prevent outsiders from opening your gate!

AVAILABLE VERSIONS	
BQDG1030L	To fit 3/8" to 1 3/16" , left hand
BQDG4060L	To fit 1 1/2" to 2 1/4", left hand
BQDG1030R	To fit 3/8" to 1 3/16" , right hand
BQDG4060R	To fit 1 1/2" to 2 1/4", right hand




"Good reliable products. They never fail to deliver."

Superlock Bolt-On Quick-Exit Key Access

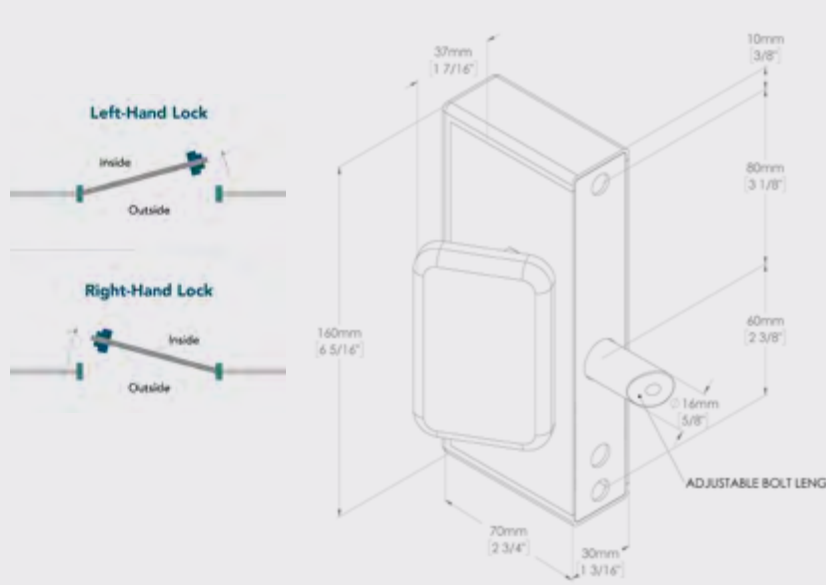

Combine safety and convenience with the quick-exit push pad, offering an easy, user-friendly exit and secure entry. Featuring a green push pad for effortless exit, this lock is ideal for gates that require fast, reliable egress. This version includes key entry, with a digital keypad option also available.

- **Secure:** Stainless steel latchbolt latches 1/2" into the gate post for solid security.
- **Versatile Design:** Slim 2 3/4" case makes it suitable for a wide range of gate styles.
- **Durable Construction:** Made from stainless steel for corrosion resistance and includes a bolt support plate for extended product life.
- **Smooth Operation:** Supplied with a gate post strike plate for seamless latching.
- **Multiple Sizes:** Available in two options—3/8" to 1 3/16" gate frames and 1 1/2" to 2 1/4" gate frames.
- **Optional Shroud:** Add a shroud to restrict access
- **Enhanced Security:** Use with the Superlock Keep to maximize security and durability

Protected with a 5-Year Warranty

 Compatible with the Superlock Shroud (p. 18) to prevent outsiders from opening your gate!

AVAILABLE VERSIONS	
BQK1030L	To fit 3/8" to 1 3/16" - left hand
BQK4060L	To fit 1 1/2" to 2 1/4" - left hand
BQK1030R	To fit 3/8" to 1 3/16" - right hand
BQK4060R	To fit 1 1/2" to 2 1/4" - right hand



Restricted Outside Access Version Available.

Simplify exits while improving security with the Superlock Bolt-On Quick Exit.





Sliding Gate Lock with RapidReset Code Change

Purpose-built for sliding gates, this Superlock features our convenient quick-change keypads for effortless access control.

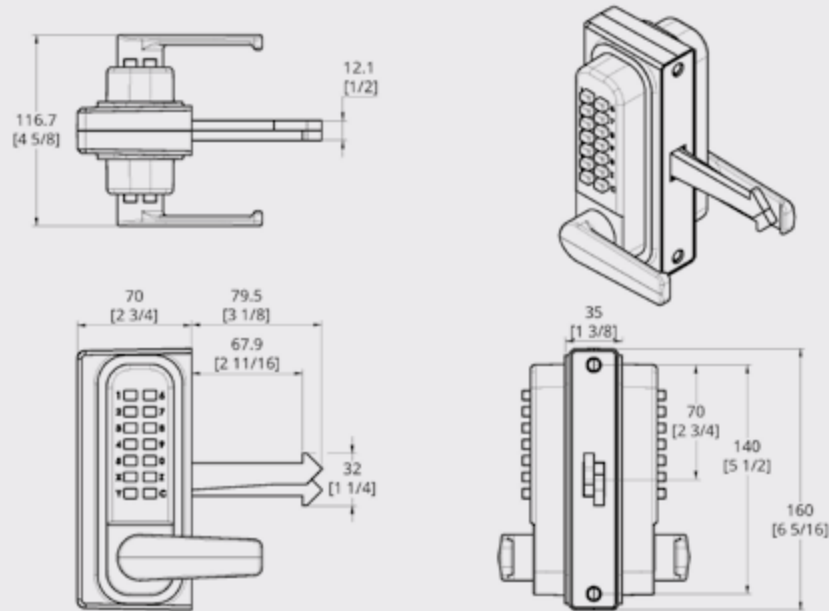
With a robust latch system and smooth lever handles, it's the ideal solution for securing sliding gates in high-traffic or restricted-access environments.

- **RapidReset Keypads** – Both sides feature Gatemaster's intuitive RapidReset system, letting you update codes quickly and securely without removing the lock from the gate.
- **Mechanical Operation** – No power, no batteries—just reliable performance, ideal for remote or high-use gates.
- **Lever Handle Design** – Sleek, ergonomic handles make operating sliding gates easy and efficient.
- **Self-Latching Mechanism** – The latch automatically engages when the gate is closed, keeping security simple and seamless.
- **Heavy-Duty Construction** – Manufactured from corrosion-resistant materials and built to endure harsh outdoor conditions.
- **Quick & Clean Installation** – Bolt-on design fits standard sliding gate frames with minimal prep—no welding required.
- **Supplied with Keep** – Includes a matching keep for secure latching and a neat, professional finish.

Protected with a 5-Year Warranty

AVAILABLE VERSIONS	
SGLDRR40L	40mm gate frame, left hand
SGLDRR40R	40mm gate frame, right hand
SGLDRR50L	50mm gate frame, left hand
SGLDRR50R	50mm gate frame, right hand
SGLDRR60L	60mm gate frame, left hand
SGLDRR60R	60mm gate frame, right hand

Single-side keypad version also available



Designed to work seamlessly with the entire Superlock range, this keep is easy to install. Mount the gate slam plate onto the gate frame when fitting the lock, and use the expanding fasteners to secure the keep to the gate post.

- **Enhanced Security:** Shields the latchbolt to prevent unauthorized access.
- **Highly Versatile:** Simple to fit to a wide range of gate applications.
- **Sleek Design:** Slim profile enhances the overall appearance of the gate.

BSK	Superlock keep
-----	----------------

Superlock Interlocking Keep



The clever interlocking design ensures the gate cannot be levered off the post once closed. One section bolts securely in front of the lock, while the post bracket attaches easily using two expanding fasteners.

- **Maximum Security:** Prevents the gate from being levered or forced apart.
- **Effortless Installation:** Simple to fit and suitable for a variety of applications.
- **Smart Look:** Slim design enhances the gate's appearance for a clean, professional finish.

BSKS	Superlock interlocking keep
------	-----------------------------

Superlock Gapless Keep



The gapless keep is ideal for gates with a small gap between the gate and post, acting as both a security feature and a gate stop. Installation is quick and easy—just drill two holes in the post and secure it with our innovative expanding fasteners.

- **Highly Versatile:** Simple to fit and suitable for a variety of gate applications.
- **Enhanced Security:** Blocks access to the latchbolt for added protection.
- **Streamlined Design:** Slim profile improves the gate's overall appearance.

BSKG	Gapless keep
------	--------------

Superlock Quick Exit Shroud

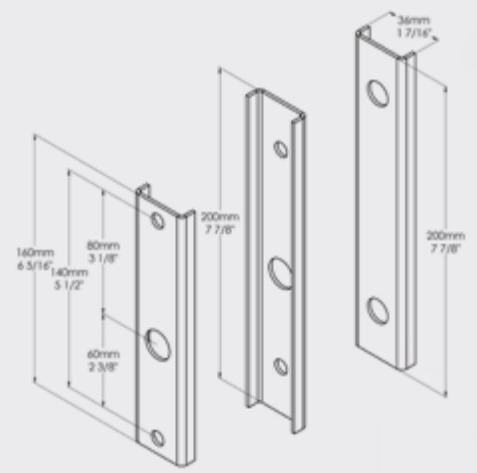
This security shroud prevents outside access to the gate, stopping intruders from reaching around to operate the lock. Installation is quick and simple—just bolt the shroud in front of the lock with no additional fixings required. The updated design now makes the BQS Security Shroud fully compatible with the Superlock Quick Exit gate locks (pp. 14–16) and the single-sided Superlock Digital Code gate lock (p. 12).



BQS	Superlock quick exit shroud
-----	-----------------------------

Round Bar Adapter

The round bar adapter allows the entire Superlock range to be securely fitted to gates with round post sections. This kit includes a gate adapter and a gate post adapter, ensuring a sturdy and reliable installation for both the lock and any keep in the range. Crafted from stainless steel, it offers excellent durability and corrosion resistance for long-lasting durability.



AVAILABLE VERSIONS	
RBA	Round bar adapter - lock kit
RBAK	Round bar adapter - lock and post kit

