



Introducing a new concept in wireless vehicle detection. The e-Loop replaces traditional wired inductive loops, saving time and money while increasing reliability.



KIT CONTENTS

- 1 x e-Loop wireless detection module.
- 1 x 12–24VDC single channel transceiver (or option LCD e-Trans 200 transceiver).
- 2 x Concrete fixing bolts.
- 1x Magnet.

Wireless Vehicle Detection System

EXIT MODE

EL00C

Installation in 3 simple steps

1. Code in the e-Loop
2. Secure the e-Loop to the driveway
3. Calibrate the e-Loop... and you're ready to operate in less than 15 minutes.

Save many hours of installation time compared to wired loop systems.

FEATURES – (EL00C MODEL)

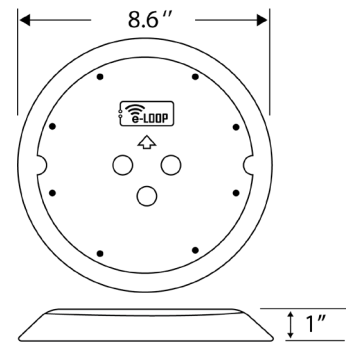

- Magnetic field detection.
- Quick and easy installation.
- Compact profile – only 1.1" high x 8.6" diameter (IP68).
- Not effected by ground movement.
- 10600 mA battery giving up to 10 years battery life.
- High security 128 bit encryption.
- Range 50 yards.
- Made of high-impact plastic (10 tonne static load limit).

Commercial e-loop EXIT MODE

EL00C

The Commercial Wireless Vehicle Detection System uses magnetometer sensors to detect the presence of oncoming vehicles. These detections are transmitted to a nearby transceiver for gate activation. After the vehicle is detected, the e-loop will switch to radar mode. The sensors are installed on the surface of entry or exit passages using concrete fixing bolts, contain four replaceable Lithium batteries, and can withstand almost any vehicle.

Note: Gate or door controller must have a dedicated open input and auto close function enabled.



Functions / Features

Lower power consumption

3-axis magnetometer for vehicle detection

- 8 Hz sampling rate
- Auto-calibration
- Exit/Entry detection mode

Fast and simple installation

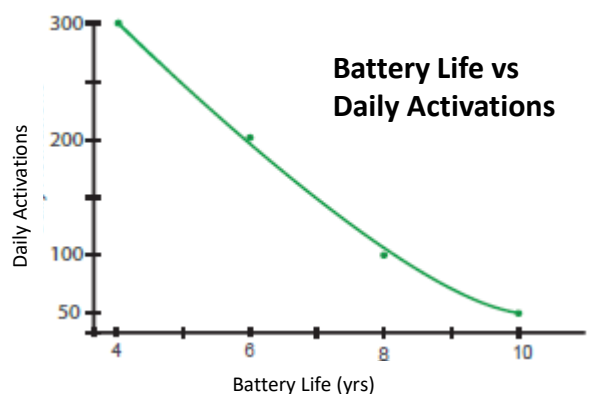
- Quick non-permanent installation

Up to 10 year battery life

- Compact design
- Compatible with various gates

Reliable radio communications with transceiver

- Reliable radio communication
- High security 128-Bit AES Encryption



Note: Battery life is dependent on many factors, including daily activations, time used per activation, radar range and external conditions.

Radio Specifications

| | |
|----------------------|---|
| Frequency | 433.39 MHz |
| Modulation | FSK |
| Bitrate | 9.6 kbps |
| Bandwidth | 250 kHz |
| Antenna Type | PCB |
| Nominal Output Power | 10 dBm |
| Receive Sensitivity | -126.2 dBm |
| Security | 128-Bit AES Encryption |
| Spurious Emissions | <ul style="list-style-type: none"> • 30 - 1000 MHz: < -56 dBm • 1 - 12.75 GHz: < -44 dBm • 1.8 - 1.9 GHz: < -56 dBm • 5.15 - 5.3 GHz: < -51 dBm |

Compliance

| | |
|--------|---|
| Safety | Tested to CE Approval |
| EMC | <p>FSK Tested to: EN 301 489-1 V2.2. "ElectroMagnetic Compatibility (EMC) standard for radio equipment and services; Part 1: Common technical requirements; Harmonised Standard for Electro Magnetic Compatibility" Including.</p> <p>a) Emissions to EN 55032 "Electromagnetic compatibility of multimedia equipment". b) Transmitter and receiver test to EN 300 220-1 V3.1.1 'Short Range Devices (SRD) operating in the frequency range 25MHz. to 1000MHz; Part 1: Technical Characteristics and methods of measurement."</p> <p>c) Immunity Tests to EN 301 489-1</p> |

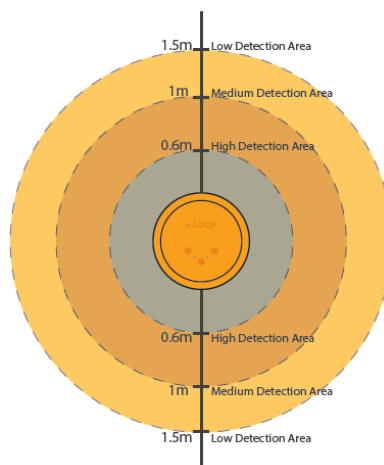
Power, Physical and Environment

| | |
|------------------|---|
| Power | 4 * 3.6 V 2700ma |
| Dimensions | 8.6*8.6*1 inches |
| Weight | 2.2 pounds |
| Environment | <ul style="list-style-type: none"> • designed for above ground mounting • IP68 ingress protection |
| Operating Temp | -40°F to 176°F |
| Standby Power | 14µA |
| Activation Power | 50mA |

Detection Specifications

| | |
|-----------------|-------|
| Activation Time | 300ms |
|-----------------|-------|

Magnetometer Detection Areas



1.6 yards = Low Detection Area.
 1 yard = Medium Detection Area.
 0.6 yard = High Detection Area.