





DOUBLE THROW DEADLOCK

-  This weld-in lock is a durable and good value solution wherever you need to fit a lock to a welded fabrication.
-  The double throw deadbolt moves 24mm and the lockcase is made of 2.5mm mild steel.
-  Supplied with double sided 5 pin eurocylinder - keyed alike and thumbturn eurocylinders available.
-  This lock is available in a Fire Brigade version for use with a FB1 and FB2 key.



PRODUCT DETAILS

Product code:	Description:
GD25	25mm case width
GD30	30mm case width
GD40	40mm case width
GD50	50mm case width
GD60	60mm case width

Deadbolt: Moves 24mm.
Material: Mild steel.
Includes: 5 pin eurocylinder and weld on keep plate.
Extra: Fire Brigade version FB1 and FB2 key available.



INSTALLATION

1. Weld the lockcase to the gate and galvanise or paint as part of the gate.
2. Fit the lock and eurocylinder into the lockcase and secure with countersunk screw.
3. **MAINTENANCE** Annually - remove lock from lockcase and lightly oil all moving parts.

