





DOUBLE THROW LATCH DEADLOCK

-  This double throw deadbolts moves 24mm. The key can be used to withdraw the latchbolt.
-  Lockcase fabricated and fully welded from 2.5mm steel.
-  Available in a Fire Brigade version - FB1 and FB2 key.
-  No need to disassemble for left or right hand gates - simply remove lock from outer case, lift latch retaining spring, remove latch and reinstall as required.



PRODUCT DETAILS

Product code:	Description:
GLD30	30mm case width, mild steel case
GLD40	40mm case width, mild steel case
GLD50	50mm case width, mild steel case
GLD60	60mm case width, mild steel case
GLDS30	30mm case width, stainless steel case
GLDS40	40mm case width, stainless steel case

Material: Mild steel or stainless steel case.

Keyed alike option available.

Suitable for left and right handed gates.



INSTALLATION

1. Weld the outer lockcase into the gate and galvanise or paint as part of the gate.
2. Fit the lock into the lockcase and secure using 4 countersunk screws and the eurocylinder.
3. Drill clearance hole in keep or outer frame to receive the latchbolt. Slot this hole vertically to allow for gate sag.
4. Ensure latchbolt moves freely without binding on the gate or frame.
5. **MAINTENANCE** Annually remove the lock from the lockcase and lightly oil all moving parts.

